



REASON FOR UPDATE:

- For applications without a jounce stop
- Installation and fitment requirements

IMPACTED PART NUMBERS:

- W217602625 – Ride Rite
- W217602716 – RED Label
- W217602845 – All In One Analog
- W217602854 – All In One Wireless

Applications	
Year	2017-2023
Make	Ford
Models	F250/F350/F450 (4WD)

Installation Update:

- If utilizing the 1.5” spacer (5336) during the installation of 2625, 2716, 2845, or 2854, install part number 2335820045 inside the spacer to fill the gap between the lower bracket and the spacer.
- Utilizing the puck will not require different hardware to secure the air spring to the lower bracket. See “Diagram 1”.
- If your kit did not come with part number 2335820045, or if you need additional information, please contact tech support at: 800-888-0650 or email rtech@fsip.com.

Installation Update:

- When securing the air springs to the lower brackets, use part number 3514 (1.0” Flat Head Cap Screws) when the 1.5” spacer (5336) is **not** being used.
- When using the 1.5” spacer (5336), use part number 3430 (2.0” Flat Head Cap Screws) to secure the air spring to the air springs to the lower brackets.

Installation Update:

- See Diagram 2 for proper installation of the axle extension bracket. If there is no jounce stop installed, the axle extension bracket must be used in those applications.

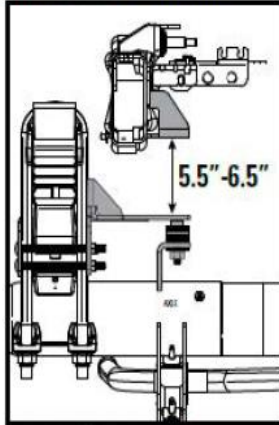
For the most current installation instructions, please visit: <https://www.firestoneairide.com/kit-search/> and search by kit number or application.



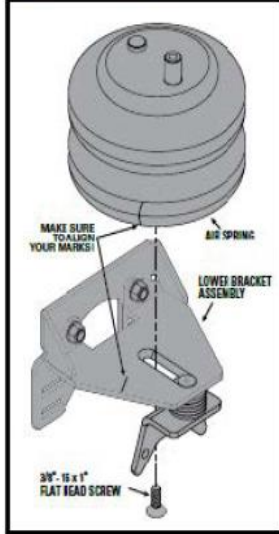
AIRIDE

Diagram 1

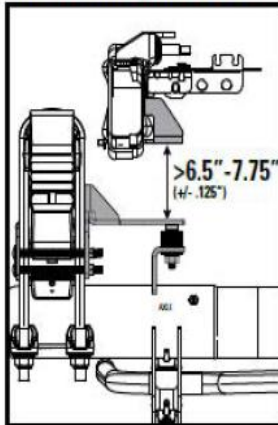
STANDARD INSTALLATION



5.5\"/>



INSTALLATION WITH SPACER



> 6.5\"/>

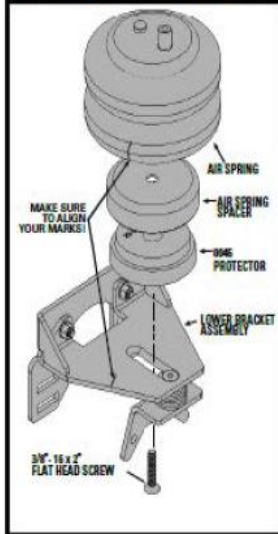


Diagram 2

