

Firestone

World's Number 1
Air Spring.



FIRESTONE INDUSTRIAL PRODUCTS COMPANY

AIRIDE™ Air Spring Date Codes

Over the years Firestone has used various systems to identify the production date of its air springs. Listed below are the five methods we use to find the production date.

1

The **FIRST** method consists of two letters imprinted onto the Air Spring bellows. The first letter designates the *YEAR* in which the Air Spring was produced, the 2nd letter designates the *MONTH* the Air Spring was produced.

Example ⇒ **PF = 2000 - JUNE**

1T & Convoluted Parts

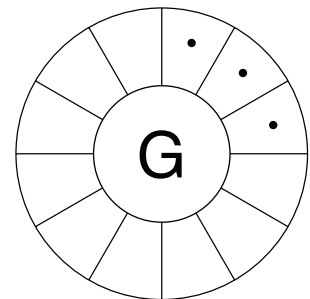
Year	Month
1995 - K	A - JAN.
1996 - L	B - FEB.
1997 - M	C - MAR.
1998 - N	D - APR.
1999 - O	E - MAY
2000 - P	F - JUNE
2001 - Q	G - JULY
2002 - R	H - AUG.
2003 - S	I - SEPT.
2004 - T	J - OCT.
2005 - U	K - NOV.
2006 - V	L - DEC.



2

The **SECOND** method consists of a circular imprint molded on the Air Spring bellows, in place of two letters, there is only one letter in the center of the circular "Clock" indicating the "YEAR" that it was produced. On the outside of the circular imprint are a series of 12 segments that will have a "DOT" that states the specific month that the Air Spring was produced, (from 1 through 12).

Year
1998 - N
1999 - O
2000 - P
2001 - Q
2002 - R
2003 - S
2004 - T




Example ⇒ **1991 - March**

3

The **NEWEST** and current method consists of a circular configuration imprint onto the Air Spring bellows. In the center of the circular design is an arrow and on either side of the arrow there is a number, indicating the year. Around the perimeter of the circular configuration are numbers from 1 through 12, indicating the month the Air Spring was produced.

Example ⇒
DECEMBER 2002



AIRIDE™ Air Spring Date Codes

4

The **FOURTH** method is only found on our sleeve assemblies. It consists of six digits stamped to the ring of the assembly. This is relatively easy to pick out because it follows the part number which is in the form of "W02 XXX XXXX", where the "X" represents numbers and/or letters. These numbers are split in to three pairs of numbers which represent month, day, and year.

Example ⇒

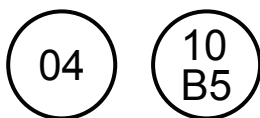
07 16 91 = July 16, 1991

Sleeve Assemblies



5

The **FIFTH** method is for our Brazilian manufactured parts. We use two circles to determine our date of manufacture. The circles are located a few inches from the Firestone logo on the top convolution or in the middle of the reversible sleeve. The first circle has a number from 1 to 4 which determines the week the part was made during the month. The second circle has the numbers 1 to 12 which represent the months of the year over a letter "A" or "B" and then a number. The letter "A" = 9 and "B" = 0. Therefore if the first circle has a "04" and the second circle has a "10" over "B5", this determines that the part was produced in the fourth week of the tenth month of the year of "B5" or 05 or 2005.



Brazil Manufactured



Example ⇒ **Fourth Week of the 10th Month of 05 or 2005**

Firestone

**World's Number 1
Air Spring.**



FIRESTONE INDUSTRIAL PRODUCTS COMPANY

AIRIDE™

SPRINGS